

# REMOTE 1



## FROM "STRAIGHT FORWARD AMP" TO AN INDIVIDUAL GUITAR SYSTEM

**REMOTE1™** is the optimal pedal controller (foot operated controller) for the **BluGuitar® AMP1™**. You can comfortably navigate through all the important **AMP1™** functions by foot as well as accessing all the additional features. From choosing preset sounds to programming custom sounds, the **REMOTE1™** can do it all!

Midi-compatible devices can be connected to the **MIDI Out** connector and the **REMOTE1™** presets can then be used to select the device's programs. And as if that wasn't enough, with the optional **BluGuitar® LOOPERKIT™** you can integrate external effect pedals into your setup.

In short, with the help of **REMOTE1™**, you can turn your **AMP1™** into a professional, programmable guitar system.

**BluGuitar®** offers all the components - you decide how far you want to go!



## PLUG AND PLAY! WITH THE COMFORTABLE FOOTBOARD FOR THE AMP1™

Turn your **AMP1™** into a 4 channel amp with additional functions like **2nd Master**, **PowerSoak** and programmable **MIDI Out**. Whether you use the **REMOTE1™** as an old school footboard for standard function switching, or to choose between complex presets is totally up to you.

Connect the **REMOTE1™** to the **REMOTE**-input on the **AMP1™** using a standard Mono instrument cable. This cable transfers the control signal and supplies power to the **REMOTE1™**. An additional power supply is unnecessary. When **REMOTE1™** is connected to **AMP1™**, two different modes are available using the **Mode/Store** switch.

### Direct-Access-Mode

**Direct-Access** offers access to: **Clean, Vintage, Classic, Modern, Boost, Reverb, FX-Loop, 2nd Master Volume** and **PowerSoak**. **Direct-Access** is active when the **Mode/Store** switch is not lit.

### Preset-Mode

When the switch is pressed, it will light up and the **Preset-Mode** is activated. Here you can save **36 presets** in 4 banks of 9 presets each. Pressing the **Mode/Store** switch again puts you back in the **Direct-Access-Mode**.


## THE PEDAL-SWITCHER MAKES USING FX PEDALS EASY

Effect pedals have never been as popular as they are today. Trying to get excellent sounds and intuitive operating can often only be achieved using a combination of different, high-quality effect pedals. As soon as multiple effects come into play, things start getting complicated and switching sounds turns into a tapdance.

The **BluGuitar® LOOPERKIT™** expands the **REMOTE1™** to a pedal switcher with four True-Bypass-Loops.

If a loop is activated, the signal is sent through the the loop and the connected effect pedal(s). When not activated, the signal goes directly through the **Pedal-Switcher**, by passing the effect pedals not in use (True-Bypass) to maintain signal strength. This minimizes secondary noise and loss of signal.

The combination of active pedals, and the **AMP1™**'s sound settings can be saved as presets and accessed by the single press of a switch on the **REMOTE1™**.



MASTER LEVEL  
**2ND MASTER VOLUME**

**REMOTE1™** offers you a second master volume, that can be activated per footpedal in **Direct-Access-Mode**, and can be adjusted (reduced) in a 10dB range. Now you can use all your sounds at two different volumes.

1. Master Volume on : Rhythm volume
2. Master Volume off : Solo volume

**Any volume for your presets**

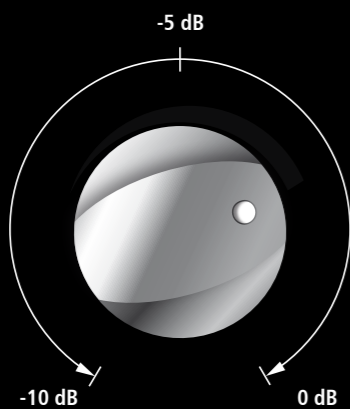
The **REMOTE1™** can store all of your settings, including every MasterVolume preference to one of the 36 presets. This allows you to store any volume required for your sound, in the **Preset-Mode**.

The Level-Control sets the **2nd MasterVolume** Level when the **MasterVolume** switch **8** is lit.

Turning off, or switching to another functions-patch automatically stores your setting.

**The Level Control:**  
controls the:

- 2nd Master
- PowerSoak
- Gain / Clean Volume



Volume reduction in „2nd Master“

**9 POWER SOAK**

For many, there is nothing better than the sound of a totally cranked tube amp with a saturated output. However, the volume necessary to achieve this is usually unbearable! Resourceful technicians have developed something to reduce the output: the **PowerSoak**.

When **PowerSoak 9** is activated, the **Level-Control** knob controls two sections: Home (**0.15 – 2 watts**) and Stage (**7 – 100 watts**), see graphic.



PowerSoak output sections

The **PowerSoak** works in 2 sections: **Home** from 150 Milliwatt to 2 Watt  
**Stage** from 7 to 100 Watt

**MIDI OUT**

**REMOTE1™** has a **MIDI OUT jack**, that can be used to integrate and control external MIDI effect devices integrated in your setup.

Every preset in the **REMOTE1™** sends a fixed **MIDI Program Change Command** to the **MIDI OUT jack** (on MIDI channel 2) to switch between programs on your external MIDI device. The MIDI commands in the **REMOTE1™** are preassigned. Assigning the programmes must therefore be done using **MIDI Learn** or **Midi-Mapping** in the Midi device itself.

Here is the **REMOTE1™** chart, showing the **MIDI-PRG-Change-Commands**:  
 (for example: Bank 3, Preset 6: **MIDI-PRG-Change-Command 24**)  
 Make sure your external MIDI device is set to MIDI-receive channel 2.

Preset	1	2	3	4	5	6	7	8	9
Bank 1	01	02	03	04	05	06	07	08	09
Bank 2	10	11	12	13	14	15	16	17	18
Bank 3	19	20	21	22	23	24	25	26	27
Bank 4	28	29	30	31	32	33	34	35	36



**LOOPERKIT™ - PEDAL-SWITCHER**

**REMOTE1™** is the first amp footcontroller that can act simultaneously as a pedal switcher. To utilize this function, the **BluGuitar® LOOPERKIT™** must be installed in the **REMOTE1™**.

This saves space on the pedalboard and allows for easier operation. The **LOOPERKIT™** has four True-Bypass-Relay-Loops you can add your effect pedals to. When the **LOOPERKIT™** is installed, you can determine which of the four loops is active while programming your sound presets, and store the information in the preset.

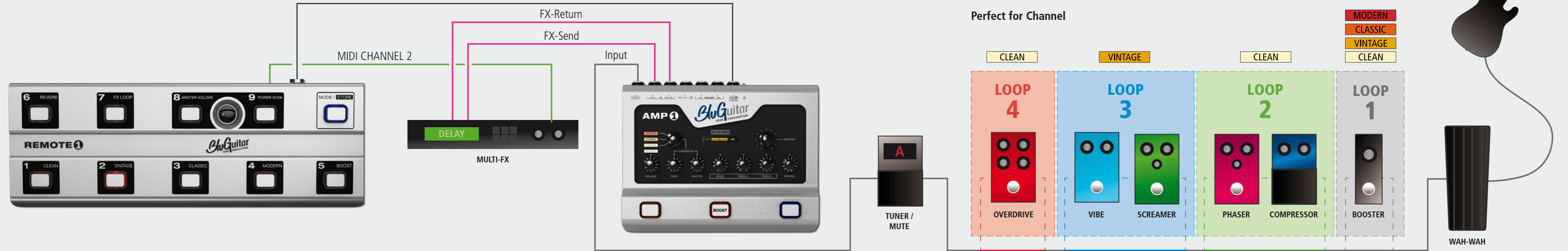
The **LOOPERKIT™** consists of an installation kit that has to be installed in the **REMOTE1™**, and a **Breakout-Box**. The effect pedals that are to be integrated into the set-up are connected to the **Breakout-Box** with short patch cables. It has one input, one output and 4 of each send and return jacks for the 4 loops.

Tip: sometimes it can be useful to connect several pedals one after another in a loop if the effects are only to be used for a certain sound or channel with the **AMP1™**. For example, I use various modulation effects and a compressor for my clean sound only. I activate the modulation effect pedal when needed using the effect pedal bypass-switch.



# PROGRAMMABLE AMP1 SYSTEM

# LOOPERKIT



# AMP 1 + REMOTE 1

## YOUR INDIVIDUAL PROGRAMMABLE GUITARAMP SYSTEM

### Features *REMOTE1™*

- Direct access to *AMP1™* functions **CLEAN, VINTAGE, CLASSIC, MODERN, BOOST, REVERB, FX-LOOP, 2nd Master Volume, Power Soak, Gain\***. \*Preset-Mode only
- **Modes:** Direct-Access-Mode, Preset-Mode
- **Power:** Phantompower via Jack to Jack cable by BluGuitar® *AMP1™*
- **Additional features:** 2nd Master , Power Soak, MIDI OUT to control external MIDI-devices
- **36 Presets:** 4 banks of 9 Presets
- Expandable with *LOOPERKIT™*

Dimensions: 410 x 150 x 70 mm, weight: 1,54 kg

### Features *LOOPERKIT™*


- 4 Mono True-Bypass-Relay Loops  
Connections: 1 x Input, 1 x Output, 4 x Send, 4 x Return (Mono)
- Switching noise suppression
- Power supplied by *REMOTE1™*
- Minimal puristic design for puristic sound.  
Therefore without any active buffer
- Works only with *REMOTE1™*
- Loop 1-4 on / off settings are stored with every preset




*AMP1™*



*REMOTE1™*



*LOOPERKIT™*



*BREAKOUT-BOX*

BluGuitar.com

